






Basic abstract design using a different fill of blue and no stroke. The abstract plug-in creates an abstract set of randomized lines defined by the edge of the document. You can, of course, re-size the document or the paths




Distort the paths using the standard plug-in tools within Illustrator or apply other plug-ins such as distortion tools from 3rd party plug-in sites such as graphicxtras.com



The number of lines can be varied, the default is 100 but you can create more or less lines as required



Join all the paths together by using the pathfinder tool




The abstract plugin can be used with random fill and multiple sets of paths, so path 1 can be yellow, path 2 purple etc. creating a stained glass window fragmented effect. Add as many sets as required (though too many will slow things down a lot) and click the randomization button to tryout a vast range of different abstract designs.



The plug-in can randomize the stroke color as well as the stroke width / weight of the abstract paths, creating unusual stained glass fragmented designs



Less lines, here more sets of randomized color strokes have been created but each set has a lot less lines (5 or so)




Join all the paths together and fill the background with another path



The abstract plugin fill can be randomized based on the swatches palette (fill swatches option), so you can create an abstract design based around a color set / swatch, creating blue randomized abstract designs or red ones.




The plug-in also can be used without a fill, just use the stroke and the randomized stroke and line weight options to create a jumble of lines



The distance for the lines can be modified by the jitter settings, creating the paths in a narrow area (up or down)



Combine multiple path sets into single paths and then overlap creating fragmented print / grunged designs



Randomization can also be based on opacity and other settings to create many different designs




The plugin can generate a set of lines, simply use the transform tools to apply perspective to the paths



The jitter settings are reduce to a very small box, multiple sets, limited lines - creating small fragments throughout the document



Combine using the pathfinder tool and then use the envelope warping tools to distort the paths



Repeat the randomization with a new set of paths using the re-apply command in Illustrator. Overlap with other paths and more



Create randomized paths and then remove parts of the path using the masking tools



Create the design with many lines and sets to fill the entire document or just use a background to fill the empty space



Combine all the fragmented paths via pathfinder and then use the simplify command to reduce the lines / points as required.