




Default zoom with 30 lines generated and the distance from the center set to 20 points.



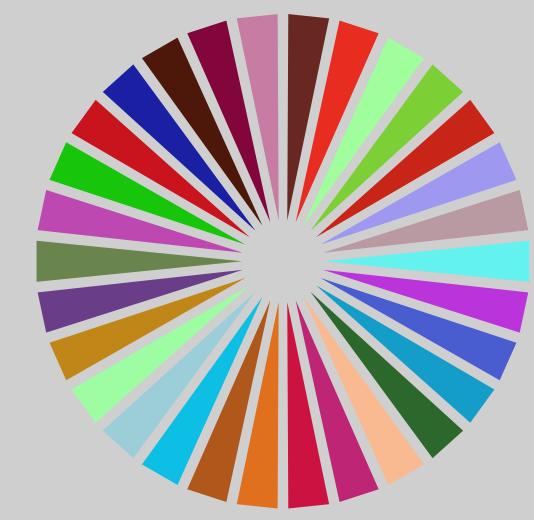
A 100pt distance setting from center + randomization value of 30pts added to the distance, the distance from the center could then be anything from 100 to 130pts




Sketch shift set to 30 and sketch stroke width to 3 and sketch repeats 10. This creates a sketchy zoom line effect




Interpolation setting of 56 with default option and default zoom type. Millions of different designs can be created with a combo of zoom type and interpolation




Random fill applied, each line will have a different color (perhaps)




Larger zoom length setting (400 points) but the same distance from the center and width for the zoom lines



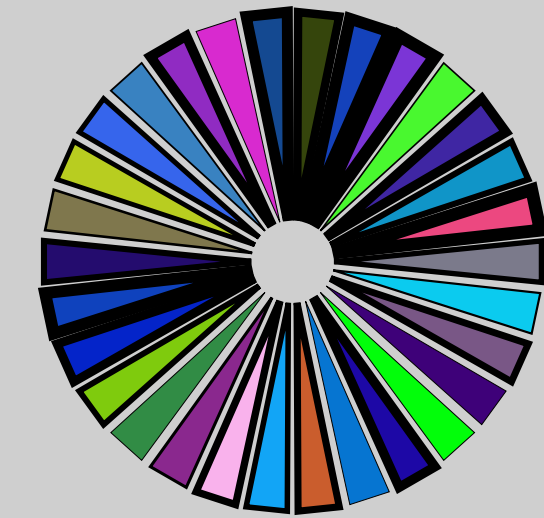
A large distance from center + a negative randomized distance reducing the distance from center from 50pts to 100pts




By default, a full circle from 0 to 360 but here the minimum start point has been set to 40, leaving 40 degrees and a chunk missing




Interpolation of 56 using a different option setting (8)




Stroke applied and set to 5 points. The stroke width is then randomized, and the stroke width for each line will be between 0 and 5 points




Different zoom setting applied. The default zoom type is a simple triangle but there are 50+ different zoom types such as circular designs, spiky designs, and more



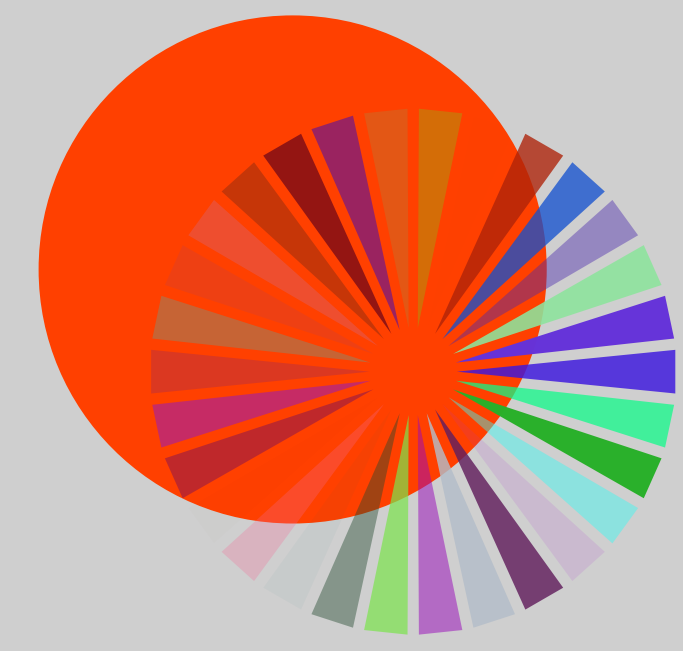
Large length value + large randomized length value setting the length of the shape from 100pts to 300 pts




Random angle setting set to 10, moving the zoom lines by a random angle between 0 and 10, creating a more randomized zoom




Interpolation setting of -100 and option 6




Random opacity set, so each line will have a different opacity




Thinner zoom width setting of 2pts and more lines added




Rotation applied, this is rotation about the center of the line's path and not the center of the zoom. The rotation here is 45 degrees




Apply pattern of skip 2 and create 2 applied (the actual result depends on the number of zoom lines as well, so as well as changing the skip and create settings, you may wish to also update the zoom lines settings to get a 'better' zoom line set




Lower length setting, 50 distance, and repeats zoom set to 2 (two sets of zooms are created) and a distance factor of 200 so the second set is 100 pts from the center




Create has been checked. The lines will be created or not, it is a 50-50 test




Thinner zoom lines setting and more lines as well as a greater distance setting from the center of the design




Large number of lines and a low scaling setting for the horizontal (10%)



Another combination of zoom lines apply pattern of 2 2 and 2 6 and 0 1 and 43 lines



As above but the fill factor is set to 40 lightening the second set of zoom lines



Lines have been randomized so one line will be line type triangle and another will be a curved line and another a crackle line, great for creating stunning unique designs as well as a messy design